
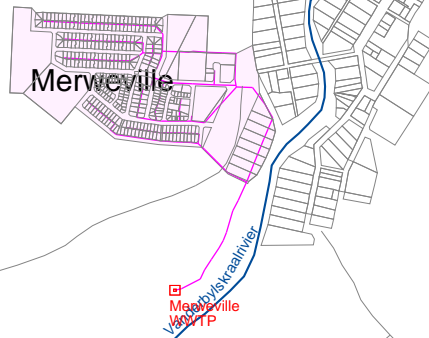
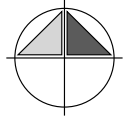


LEGEND

Present Drainage Areas

-  Drainage Areas
-  Existing Rising Main
-  Manholes
-  Pumping station
-  Wastewater Treatment Plant (WWTP)
-  Railway line



Scale 1:25000
 0 225 450 675 900 meters



November 2008
 SEWER MASTER PLAN BEAUFORT WEST

CEs

Figure BWS 2.2b

Merweville
 Existing drainage areas